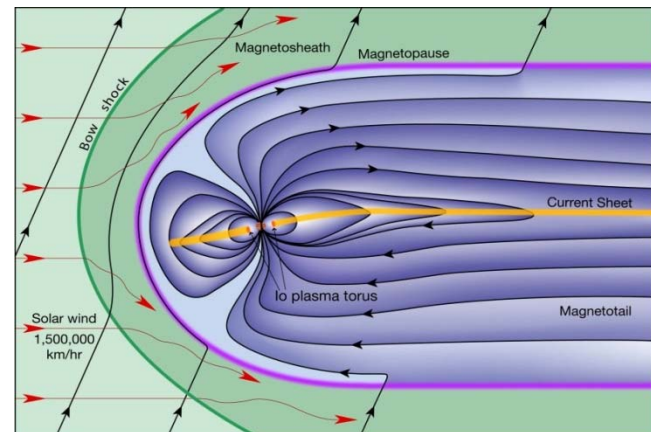





JCAT Project: Monte-Carlo Internal Charging Tool (MCICT) - status report



Fan Lei (RadMod) & David Rodgers (ESA)



JUICE Charging Analysis Tools (JCAT)

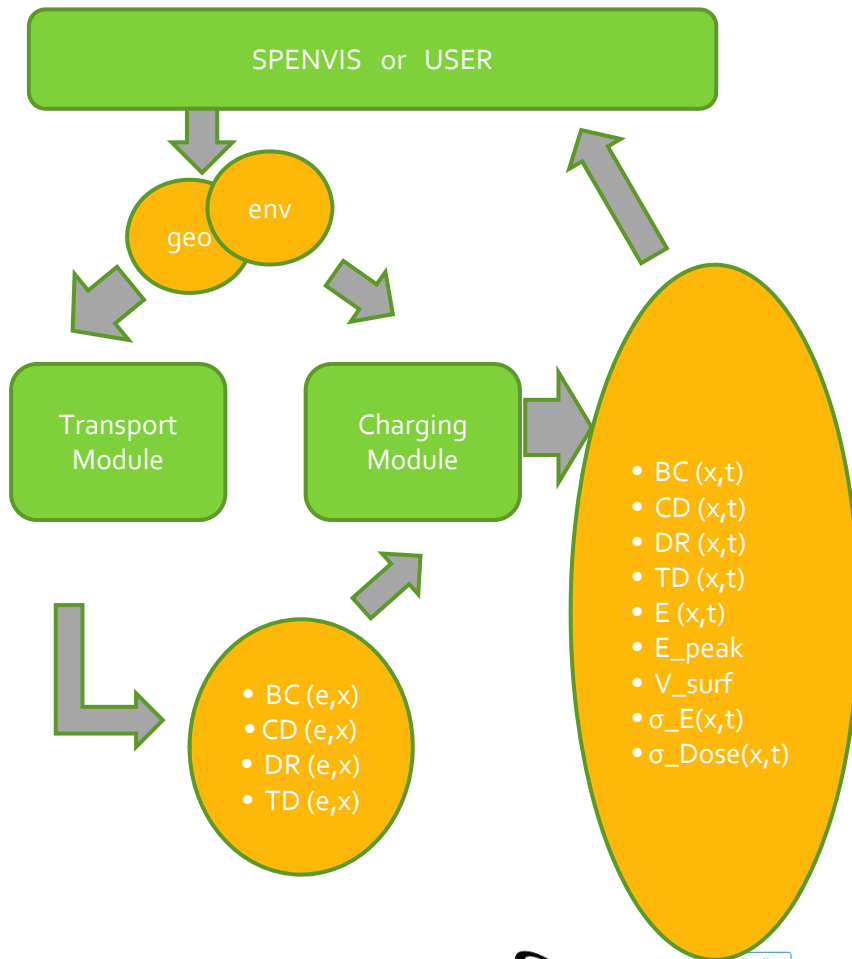
- Involving:
 - Kallisto Consultancy (UK) - PM: Pete Truscott
 - IRF (S)
 - MPS (D)
 - DHC (B)
 - RadMod (UK)
- Aims:
 - Model the charging environment (surface and internal) around Jupiter
 - Create a 1-d internal charging tool to replace DICTAT
 - Requirements – Kallisto
 - Design - RadMod
 - Development – RadMod
 - Testing – Kallisto
 - SPENVIS integration - DHC



MCICT - Introduction

- Existing tool (DICTAT) has weaknesses
 - dose calculation, high-Z materials
- JUICE mission will experience high charging current and dose
- Main objectives
 - New 1D Internal Charging Tool, to be used for the JUICE mission and other environments with high radiation-belt electron fluxes
 - Better particle transport treatment than in DICTAT – MC approach – hence improved current deposition and dose
 - Multiple layers of shielding and dielectrics – more layers and more materials than DICTAT
 - DICTAT charging physics model as baseline, but extendable to improved algorithms or models.
 - Time-dependent environments
 - Performance acceptable compared to DICTAT
 - To be accessible via SPENVIS (<https://www.spennis.oma.be/>)

Top level design



- Will be a stand-alone tool and be integrated into SPENVIS
- Separate treatment of particle transport and electric field calculation
 - Geant4-based MC simulation of the incident charged particle transport
 - Ohms-law based electric field solver – similar to that of DICTAT
 - Can be integrated with other particle transport or field-solver modules
- BC – beam current; CD – charge distribution; DR – dose rate; TD – total dose; σ_E – field induced conductivity; σ_{Dose} – dose induced conductivity ...



Transport Module

- Updated GRAS
 - Slab/Cylindrical geometry – arbitrary layers of shields and dielectrics
 - Per layer based tallies
 - 1 d mesh – n bins:
 - Beam current
 - Charge deposition
 - Dose rate
 - Total dose
- Outputs: Response Functions
 - For BC, CD, DR, TD (E (or constant), x)
 - Energy range: e 100keV – 50 MeV (or limited by the environment inputs)
 - Particle species: e, (p, alpha)



Charging Module

- Inputs: BC, CD, DR, TD(x,t)
 - Convolution of the Response Functions and the Environments
- Field Solvers
 - Re-implemented DICTAT₄ model as the baseline solution
 - Other solvers, in future ...
 - New ONERA 3D charging physics model.
 - Ohm's law using finite-difference (finite-volume) method.
 - Poisson's equation and carrier continuity equation , models of carrier mobility and carrier trapping, de-trapping and recombination.

Current Implementations (I)

- Use cases - all driven by the environments
 - Steady spectra - one response function for each particle type (e- and proton)
 - Variable spectra - response function generated at discrete energies
- Python
- User Inputs:
 - Env
 - Particle type
 - constant E and F
 - Const E, F(t)
 - E(t), F(t)
 - Geo
 - layer 1, thickness, material, D/C/O, G/Voltage, n-sub
 -
 - Mat - None G4
 - Name, Chemical-Formula, Density, Temperature
 - Dielectrics - new
 - Name - match the rad-mat name
 - 6 -7 other parameters (DICTAT format)
 - Setup
 - Exposure times
 - Decay times
 - Observation times



Current Implementations (II)

- Outputs
 - at each observation time
 - charge distribution in each dielectric layer
 - dose distribution in die-layer
 - E distribution
 - Max E, surface-V in each die-layer
 - charge in floating conductor layer, and voltage
 - For each die-layer, at each observation time
 - E max
 - V surf
 - Each floating Conductor layer

Input file format: Environment

There are 9 options to specify the environment:

```
###Env###
##### format for the env specification #####
#
#particle, Energy_unit, Flux_units, angle_type(normal/iso)
#Option x
#
#Option 1: Mono, Const
#Mono, Energy, flux
#
#Option 2: PoW, Const
#Pow, alpha, Emin, Emax, f
#
#Option 3, Exp, Const
#Exp, E0 , Emin, Emax, f
#
#Option 4, Arb, Const
#Arb, E1, ..., En, F1, ...,Fn, flux
#
#Option 5: Mono, Variable
#Mono, Energy
#t1, f1 (time in seconds, f integral omni-directional flux)
#..
#tn, fn
#
```

```
#Option 6: PoW, Variable
#Pow, alpha, Emin, Emax
#t1, f1
#..
#tn, fn
#
#Option 7, Exp, Variable
#Exp, E0 , Emin, Emax
#t1, f1
#..
#tn, fn
#
#Option 8, Arb, Variable
#Arb, E1, ..., En, F1, ...,Fn
#t1, f1
#..
#tn, fn

#Option 9, Table, Variable
#t1,f1, E11, ..., E1m, F11, ...,F1m
#t2,f2, E21,, ..., E2m, F21, ...,F2m
#...
#tn,fn, En1, ..., Enm, F21, ...,Fnm
#
##### End of Format info #####
```

Input file format: Others

- Geo
 - Shape: Slab/Cylinder
 - layer 1, thickness, material, D/G/F, G/Voltage, n-sub
 - Layer n,
- Mat
 - G4 built-in: No need to specify explicitly
 - Others:
 - Name, Chemical-Formula, Density, Temp
- Dielectrics
 - Name – need to match the Mat name
 - 6 -7 parameters (DICTAT format)
- Observation times (in seconds):
 - Step, start, end, step_size /Table , O1, O2, O3,..., On
 - Events, modular, total_events, true/false

Input file example: MMo3.inp

```
1  ###Env###
2  e-, MeV, /cm2/s, normal
3  #Arb, E1, ..., En, F1, ...,Fn, flux
4  Arb, 0.01, 0.1, 0.2, 0.3, 0.4, 0.5, 0.6, 0.7, 0.8, 0.9, 1, 1.1, 1.2, 1.3, 1.4, 1.5, 1.6, 1.7, 1.8, 1.
5
6  ###Geo###
7  # slab/cylinder
8  slab
9  # in the case of slab shape, the first layer id the outer most, while for cylinder shape it is the in
10 #layer_name, thickness, material, temp, D/G/F/S, n-sub (thickness in mm, temp in K, D: dielectric; G:
11 L1 , 0.36, Epoxy , 80, D , 20
12 L2 , 0.001, G4_Al , 80, G , 1
13
14  ###Mat###
15 Epoxy H22-C9-N2 1.39
16
17  ###Die###
18 # name, permittivity, dark_conductivity, kp, delta, ea
19 #G4_MYLAR ,      4.70, 1.48e-18, 9.84e-14, 1.77, 0.42
20 Epoxy,          1.0, 1.0e-12, 1.0e-14, 2.0, 1.2
21
22  ###Obs###
23 #step/table
24 step, 10, 144010, 3600
25 events, 10000, 100000, true
26
```



Status

- GRAS updates
 - Mesh tally - done
 - Cylinder shape – done
- Response Function Generator
 - Python code - done
- Charging Module
 - DICTAT-like model
 - Prototype python code completed.
 - Currently under verification and validation ...
 - Other models: in discussion with external collaborator...
- First version expected in June 1015
- Will undergo internal JCAT testing before release.